

RBC NORTH AMERICAN DIVIDEND FUND



RBC Asset Management®

Stuart Kedwell, CFA
Senior Vice-President and Senior Portfolio Manager, Canadian Equities, Co-Head, Canadian Equity Committee, RBC Asset Management Inc. Industry Experience: Since 1997



Doug Raymond
Senior Vice-President and Senior Portfolio Manager, Canadian Equities, Co-Head, Canadian Equity Committee, RBC Asset Management Inc. Industry Experience: Since 1985



Fund Inception Date October 2001
Net Assets \$126.2MM
NAV – Advisor Series \$12.32
2008 MER – Advisor Series* 1.95%

Distribution Policy
Income: Quarterly
Capital Gains: Annually (Dec.)

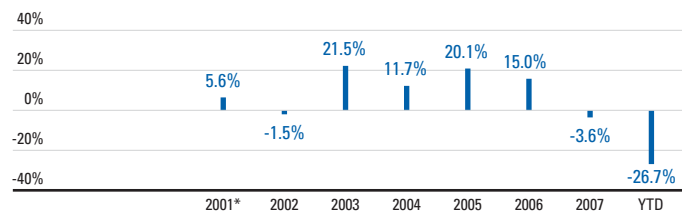
Benchmark
100% S&P/TSX Composite Capped Total Return Index
* Based on actual expenses for half-year period January 1 to June 30, 2008, expressed on an annualized basis.

Investment Objectives
To achieve long-term capital growth and regular dividend income by investing primarily in common and preferred shares of major Canadian and/or U.S. companies with above-average dividend yields.

Fund Code
Series A – RBF 590
Advisor Series ISC – RBF 702
Advisor Series DSC – RBF 802
Advisor Series Low Load – RBF 129
Series F – RBF 902

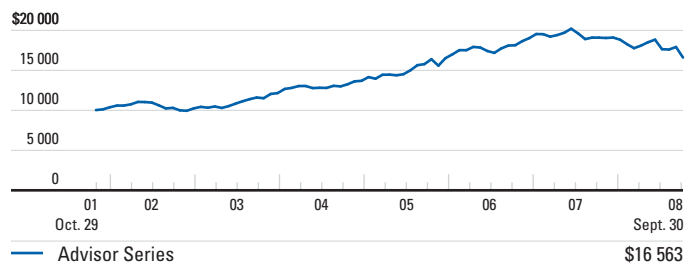
Minimum Investment	Registered	Non-Registered
Initial Investment	\$500	\$500
Additional Investment	\$25	\$25
Pre-Authorized Contribution	\$25	\$25

Calendar Performance – Advisor Series



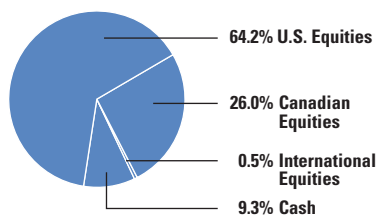
* Return for the period October 29, 2001 to December 31, 2001.

Performance History (Growth of \$10,000 over 10 years or since inception)



Portfolio Composition

Asset Mix



Top Sector Mix (%)

	Aug. '08	Nov. '08
Financials	23.7	18.5
Energy	9.5	12.8
Consumer Staples	12.2	12.8
Information Technology	10.7	10.4
Health Care	10.1	9.8
Consumer Discretionary	6.9	8.1
Utilities	6.1	7.5
Industrials	6.9	5.9
Materials	6.9	2.9
Telecommunication Services	2.5	2.1

Top 10 Holdings

Company	Sector	%
Cash & Cash Equivalents		10.7
Wal-Mart Stores Inc.	Cons. Staples	4.2
EnCana Corp.	Energy	3.1
FirstEnergy Corporation	Utilities	2.5
Shaw Communications Inc., Class B	Cons. Discretionary	2.4
JPMorgan Chase & Co.	Financials	2.3
International Business Machines	Info. Technology	2.3
Chevron Corp.	Energy	2.2
Emerson Electric Co.	Industrials	2.2
Husky Energy Inc.	Energy	1.9
Total		33.8
Total Equity Holdings		74

Trailing Performance – Advisor Series (%)

	1 mo.	3 mo.	6 mo.	1 yr.	3 yr.	5 yr.	10 yr.	Since Inception
	-6.5	-23.0	-26.7	-27.8	-5.8	2.6	-	4.6

Distributions – Advisor Series

	YTD	2007	2006	2005	2004	2003
MER (%)	1.95*	2.03	2.26	2.68	2.68	2.68
Total Distributions (\$)	0.1319**	1.12	0.55	0.00	0.00	0.00
Interest	–	0.00	0.00	0.00	0.00	0.00
Dividends	–	0.17	0.03	0.00	0.00	0.00
Capital Gains	–	0.95	0.52	0.00	0.00	0.00
Return of Capital	–	0.00	0.00	0.00	0.00	0.00

* Based on actual expenses for half-year period January 1 to June 30, 2008 expressed on an annualized basis.

** Distributions are characterized into income type at year-end.

Note

This page is not complete without the disclaimer on the next page.

Fund-specific information is on the next page.



DISCLAIMER

Please consult your financial advisor and read the prospectus before investing. There may be commissions, trailing commissions, management fees and expenses associated with mutual fund investments. Mutual funds are not guaranteed; their values change frequently and past performance may not be repeated. Except as otherwise noted, the indicated rates of return are the historical annual compounded total returns for the period ended November 30, 2008. The rates of return for periods of less than one year are simple rates of return. All rates of return and performance data include changes in unit value and assume reinvestment of all distributions, and do not take into account sales, redemption, distribution or optional charges or income taxes payable by any unitholders that would have reduced returns. Mutual funds are not guaranteed or covered by the Canada Deposit Insurance Corporation or any other government deposit insurer. For money market funds, there can be no assurances that a fund will be able to maintain its net asset value per security at a constant amount or that the full amount of your investment in a fund will be returned to you. For money market funds, the current yield is an annualized historical yield based on the seven-day period ended on November 30, 2008, and does not represent an actual one year return. RBC Funds are offered by RBC Asset Management Inc. and distributed through authorized dealers. RBC Canadian Short-Term Income Fund's investment objective changed June 28, 2002.

RBC U.S. Mid-Cap Equity Fund's and RBC Global Balanced Fund's portfolio advisor and investment objectives changed June 29, 2001. RBC Balanced Growth Fund is the continuing fund resulting from a merger with RBC Global Balanced Fund on July 4, 2006. RBC Balanced Growth Fund's investment objective changed July 4, 2006.

RBC Canadian Index Fund, RBC North American Growth Fund, RBC U.S. Index Fund, RBC Asian Equity Fund and RBC Global Technology Fund are continuing funds resulting from mergers effective June 28, 2002. RBC North American Growth Fund's investment objective changed July 4, 2006. The inception date for the RBC Asian Equity Fund is August 1993. The Fund's investment objectives changed June 28, 2002. The "Since Inception" rate of return for this Fund includes data from June 28, 2002 only.

The inception date for the RBC Global Technology Fund is June 2000. The Fund's investment objective changed June 28, 2002 and July 4, 2006. The "Since Inception" rate of return for this Fund includes data from June 28, 2002 only.

The inception date for the RBC U.S. Equity Fund is July 1966; however the "Since Inception" rate of return for this Fund includes data from October 1972 only.

RBC European Equity Fund's portfolio advisor changed July 1, 2002.

RBC O'Shaughnessy U.S. Growth Fund II was launched January 14, 2008. Securities regulations do not allow us to report performance for any series of an investment that has been available for less than one year.

As of December 9, 2005, units of the RBC Monthly Income Fund are no longer available for purchase in registered plans, except through a pre-authorized investment plan established prior to December 9, 2005. Purchases in non-registered plans continue unaffected.

Effective June 30, 2006, RBC O'Shaughnessy U.S. Growth Fund is closed to new purchases, except through a pre-authorized investment plan established with RBC Asset Management and through automatic reinvestment of distributions.

Effective January 19, 2007, RBC O'Shaughnessy Canadian Equity Fund is closed to new purchases, except through a pre-authorized investment plan established with RBC Asset Management and through automatic reinvestment of distributions.

RBC Target 2015 Education Fund is the continuing fund resulting from a merger with RBC Global Education Fund on July 4, 2006.

The investment objectives of the RBC North American Dividend Fund, RBC North American Value Fund, RBC Global Energy Fund, RBC Global Precious Metals Fund, RBC Global Resources Fund and the RBC Global Consumer and Financials Fund changed July 4, 2006.

® Registered trademarks of Royal Bank of Canada. RBC Asset Management is a registered trademark of Royal Bank of Canada. Used under licence. © RBC Asset Management Inc. 2008.