



RBC Managed Payout Solution

(formerly RBC Cash Flow Portfolio)



Jennifer McClelland, CFA
 Vice-President and
 Senior Portfolio Manager,
 Canadian Equities
 RBC Asset Management Inc.
 Industry Experience:
 Since 1995

Fund Inception Date August 2004
Net Assets \$775.0MM
NAV – Series A \$9.76
2008 MER – Series A* 1.55%

Distribution Policy
 Income: Monthly
 Capital Gains: Annually (Dec.)

RRSP Eligibility
 Not available for registered plans within RBC Royal Bank

Benchmark
 100% DEX Universe Bond Index

* Based on actual expenses for half-year period
 January 1 to June 30, 2008, expressed on an annualized basis.

Investment Objectives
 To provide a high regular monthly income with a potential for modest capital appreciation by investing primarily in units of other RBC Funds, emphasizing mutual funds whose investment objective is to generate income.

Fund Code
 Series A – RBF 581
 Advisor Series ISC – RBF 754
 Advisor Series DSC – RBF 854
 Advisor Series Low Load – RBF 121

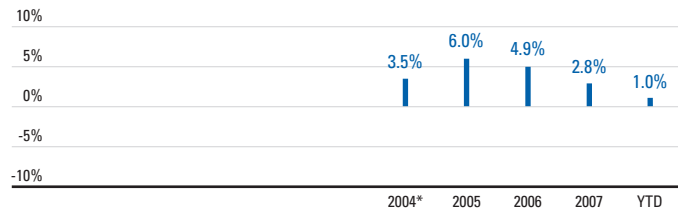
	Registered	Non-Registered
Minimum Investment		
Initial Investment	n/a	\$5,000
Additional Investment	n/a	\$25
Pre-Authorized Contribution	n/a	\$25

Trailing Performance – Series A (%)

	1 mo.	3 mo.	6 mo.	1 yr.	3 yr.	5 yr.	10 yr.	Since Inception
Fund (%)	-1.2	1.0	1.0	2.9	3.8	–	–	4.7
Quartile Ranking*	2	1	2	1	1			

* Source : Morningstar Canada

Calendar Performance – Series A



* Return for the period August 23, 2004 to December 31, 2004.

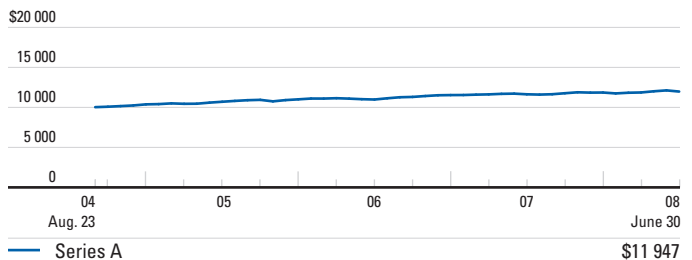
Quartile Ranking†

Year	Ranking
2004	2
2005	3
2006	1
2007	2

† Source: Morningstar Canada

Performance History

(Growth of \$10,000 over 10 years or since inception)



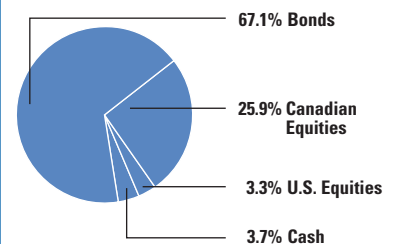
Summary of Investment Portfolio

Top 25 Holdings*	Market Value (\$000)	% of Net Assets
RBC Canadian Short-Term Income Fund	140 106	18.1
RBC Global Corporate Bond Fund	132 860	17.1
RBC Canadian Dividend Fund	117 444	15.1
RBC Monthly Income Fund	111 466	14.4
RBC Managed Payout Solution – Enhanced Plus	110 877	14.3
RBC Bond Fund	101 136	13.0
RBC Canadian Money Market Fund	51 451	6.7
Cash & Cash Equivalents	9 695	1.3
Total	775 035	100.0

* The Portfolio holds fewer than 25 holdings.

The Summary of Investment Portfolio may change due to ongoing portfolio transactions of the investment fund.

Portfolio Composition Asset Mix





RBC Managed Payout Solution

(formerly RBC Cash Flow Portfolio)

Commentary

- › June 30, 2008 Fund Commentary to follow within a few business days.

DISTRIBUTION SUMMARY		RBC Managed Payout Solution
Current Monthly Cash Flow		4.25¢/unit
Expected Annual Cash Flow		0.51 ¢/unit
Current NAV (June 30)		\$9.7598
Current Cash Flow Payout Rate ¹		5.2%

¹ Assuming 12 consecutive months at the current monthly cash flow set out above. The estimate does not include any year-end capital gains distributions paid in addition to the regular monthly distribution. The yield estimate should not be confused with mutual fund performance data or rates of return.



Distributions – Series A

	YTD	2007	2006	2005	2004 [†]	2003
MER (%)	1.55*	1.44	1.54	1.54	1.60	–
Total Distributions (\$)	0.2550**	0.70	0.51	0.46	0.14	–
Interest	–	0.23	0.27	0.23	0.07	–
Dividends	–	0.04	0.03	0.03	0.02	–
Capital Gains	–	0.33	0.08	0.10	0.02	–
Return of Capital	–	0.10	0.13	0.09	0.03	–

[†] From August 23, 2004.

* Based on actual expenses for half-year period January 1 to June 30, 2008, expressed on an annualized basis.

** Distributions are characterized into income type at year-end.

Downside Risk

Rolling Returns*	1 yr.	Ended	3 yr.	Ended	5 yr.	Ended	10 yr.	Ended
Best	8.52%	Aug-05	5.38%	Oct-07	–	–	–	–
Worst	1.73%	Jan-08	3.83%	Jun-08	–	–	–	–
Average	4.58%		4.63%		–		–	
Total periods	35		11		–		–	
Percentage of positive periods	100%		100%		–		–	

* Ended June 30, 2008

DISCLAIMER

Please consult your financial advisor and read the prospectus before investing. There may be commissions, trailing commissions, management fees and expenses associated with mutual fund investments. Mutual funds are not guaranteed; their values change frequently and past performance may not be repeated. Except as otherwise noted, the indicated rates of return are the historical annual compounded total returns for the period ended June 30, 2008. The rates of return for periods of less than one year are simple rates of return. All rates of return and performance data include changes in unit value and assume reinvestment of all distributions, and do not take into account sales, redemption, distribution or optional charges or income taxes payable by any unitholders that would have reduced returns. Mutual funds are not guaranteed or covered by the Canada Deposit Insurance Corporation or any other government deposit insurer. For money market funds, there can be no assurances that a fund will be able to maintain its net asset value per security at a constant amount or that the full amount of your investment in a fund will be returned to you. For money market funds, the current yield is an annualized historical yield based on the seven-day period ended on June 30, 2008, and does not represent an actual one year return. RBC Funds are offered by RBC Asset Management Inc. and distributed through authorized dealers. RBC Canadian Short-Term Income Fund's investment objective changed June 28, 2002.

RBC U.S. Mid-Cap Equity Fund's and RBC Global Balanced Fund's portfolio advisor and investment objectives changed June 29, 2001. RBC Balanced Growth Fund is the continuing fund resulting from a merger with RBC Global Balanced Fund on July 4, 2006. RBC Balanced Growth Fund's investment objective changed July 4, 2006.

RBC Canadian Index Fund, RBC North American Growth Fund, RBC U.S. Index Fund, RBC Asian Equity Fund and RBC Global Technology Fund are continuing funds resulting from mergers effective June 28, 2002. RBC North American Growth Fund's investment objective changed July 4, 2006. The inception date for the RBC Asian Equity Fund is August 1993. The Fund's investment objectives changed June 28, 2002. The "Since Inception" rate of return for this Fund includes data from June 28, 2002 only.

The inception date for the RBC Global Technology Fund is June 2000. The Fund's investment objective changed June 28, 2002 and July 4, 2006. The "Since Inception" rate of return for this Fund includes data from June 28, 2002 only.

The inception date for the RBC U.S. Equity Fund is July 1966; however the "Since Inception" rate of return for this Fund includes data from October 1972 only.

RBC European Equity Fund's portfolio advisor changed July 1, 2002.

RBC Jantzi Balanced Fund, RBC Jantzi Canadian Equity Fund, RBC Jantzi Global Equity Fund and RBC Target 2025 Education Fund were launched on July 3, 2007. RBC Premium \$U.S. Money Market Fund was launched November 1, 2007. RBC O'Shaughnessy U.S. Growth Fund II was launched January 14, 2008. Securities regulations do not allow us to report performance for any series of an investment that has been available for less than one year.

Quartile rankings are determined by Morningstar Research Inc., an independent research firm. Quartile rankings are comparisons of the performance of a fund to other funds in a particular category and are subject to change monthly. The quartiles divide the data into four equal segments expressed in terms of rank (1, 2, 3 or 4). This is the Morningstar quartile ranking of Series A units of the Fund as of June 30, 2008.

For more information, please see www.morningstar.ca.

The information contained in the Investment Outlook, Asset Class Commentary and Fund Commentaries is compiled from sources believed to be reliable, but no representation or warranty, express or implied, is made as to its accuracy. All opinions contained in the Investment Outlook, Asset Class Commentary are current to June 30, 2008 and in the Fund Commentaries are current to June 30, 2008, and are subject to change without notice and are provided in good faith without legal responsibility.

As of December 9, 2005, units of the RBC Monthly Income Fund are no longer available for purchase in registered plans, except through a pre-authorized investment plan established prior to December 9, 2005. Purchases in non-registered plans continue unaffected.

Effective June 30, 2006, RBC O'Shaughnessy U.S. Growth Fund is closed to new purchases, except through a pre-authorized investment plan established with RBC Asset Management and through automatic reinvestment of distributions.

Effective January 19, 2007, RBC O'Shaughnessy Canadian Equity Fund is closed to new purchases, except through a pre-authorized investment plan established with RBC Asset Management and through automatic reinvestment of distributions.

RBC Target 2015 Education Fund is the continuing fund resulting from a merger with RBC Global Education Fund on July 4, 2006.

The investment objectives of the RBC North American Dividend Fund, RBC North American Value Fund, RBC Global Energy Fund, RBC Global Precious Metals Fund, RBC Global Resources Fund and the RBC Global Consumer and Financials Fund changed July 4, 2006.

® Registered trademarks of Royal Bank of Canada. RBC Asset Management is a registered trademark of Royal Bank of Canada. Used under licence. © RBC Asset Management Inc. 2008.