

RBC SELECT CHOICES BALANCED PORTFOLIO



RBC Asset Management®

Jennifer McClelland, CFA
 Vice-President and
 Senior Portfolio Manager,
 Canadian Equities,
 RBC Asset Management Inc.
 Industry Experience: Since 1995



Fund Inception Date June 2000
Net Assets \$367.0MM
NAV – Series A \$10.46
Fixed MER – Series A 2.05%
2007 Actual MER – Series A* 2.30%
Distribution Policy
 Income: Quarterly
 Capital Gains: Annually (Dec.)
Fund Code
 Series A – RBF 567
 Advisor Series Front End – RBF 744
 Advisor Series DSC – RBF 844
 Advisor Series Low Load – RBF 104

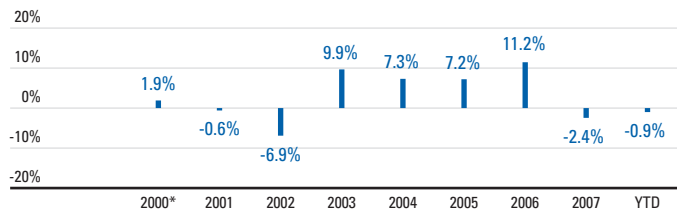
Investment Objectives
 To provide long-term capital growth and modest income by investing its assets in other mutual funds.

Benchmark
 40% DEX Universe Bond Index
 24% S&P/TSX Composite Capped Total Return Index
 24% S&P 500 Total Return Index (CDN\$)
 12% MSCI EAFE Total Return Index (CDN\$)

Minimum Investment	Registered	Non-Registered
Initial Investment	\$ 5,000	\$ 5,000
Additional Investment	\$ 25	\$ 25
Pre-Authorized Contribution	\$ 25	\$ 25

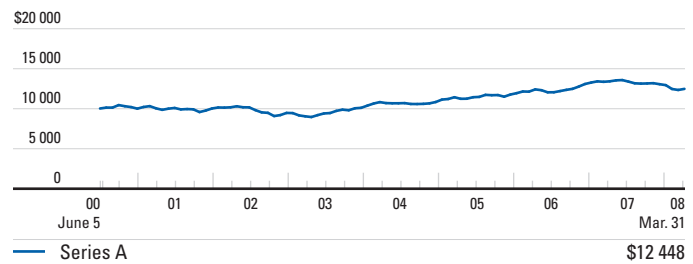
* Effective July 1, 2007, a fixed administration fee was introduced in respect of all series of the funds.

Calendar Performance – Series A



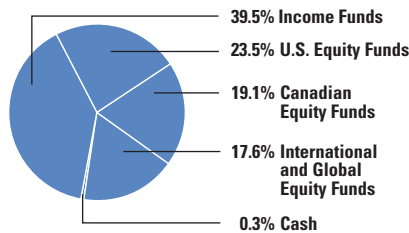
* Return for the period June 5, 2000 to December 31, 2000.

Performance History (Growth of \$10,000 over 10 years or since inception)



Portfolio Composition

Asset Mix



Underlying Funds

Fund	%
RBC Bond Fund	14.4
TD Short Term Bond Fund	8.0
RBC O'Shaughnessy U.S. Value Fund	8.0
RBC U.S. Equity Fund	7.9
CI Value Trust Corporate Class	7.7
RBC Canadian Money Market Fund	6.8
RBC Canadian Equity Fund	6.7
Harbour Fund	6.6
TD Canadian Bond Fund	6.2
Fidelity Canadian Disciplined Equity Series	5.8
Trimark International Companies Fund	5.2
RBC O'Shaughnessy International Equity Fund	5.1
Mackenzie Ivy Foreign Equity Fund	4.0
Trimark Global High Yield Bond Fund	3.8
AGF European Equity Class	3.2
Cash & Cash Equivalents	0.3
Total	100.0

Trailing Performance – Series A (%)

	1 mo.	3 mo.	6 mo.	1 yr.	3 yr.	5 yr.	10 yr.	Since Inception
	0.8	4.0	-1.8	-5.5	3.9	6.4	–	3.1

Distributions – Series A

	YTD	2007	2006	2005	2004	2003
MER (%)	–	2.30	2.35	2.35	2.39	2.42
Total Distributions (\$)	0.00*	1.20	0.07	0.04	0.19	0.10
Interest	–	0.05	0.03	0.03	0.18	0.07
Dividends	–	0.00	0.01	0.01	0.01	0.03
Capital Gains	–	1.15	0.03	0.00	0.00	0.00
Return of Capital	–	0.00	0.00	0.00	0.00	0.00

* Distributions are characterized into income type at year-end.

Note

This page is not complete without the disclaimer on the next page.

Fund-specific information is on the next page.



Best Overall Fund Group
 2007 & 2008
 RBC Asset Management

DISCLAIMER

Please consult your financial advisor and read the prospectus before investing. There may be commissions, trailing commissions, management fees and expenses associated with mutual fund investments. Mutual funds are not guaranteed; their values change frequently and past performance may not be repeated. Except as otherwise noted, the indicated rates of return are the historical annual compounded total returns for the period ended May 31, 2008. The rates of return for periods of less than one year are simple rates of return. All rates of return and performance data include changes in unit value and assume reinvestment of all distributions, and do not take into account sales, redemption, distribution or optional charges or income taxes payable by any unitholders that would have reduced returns. Mutual funds are not guaranteed or covered by the Canada Deposit Insurance Corporation or any other government deposit insurer. For money market funds, there can be no assurances that a fund will be able to maintain its net asset value per security at a constant amount or that the full amount of your investment in a fund will be returned to you. For money market funds, the current yield is an annualized historical yield based on the seven-day period ended on May 31, 2008, and does not represent an actual one year return. RBC Funds are offered by RBC Asset Management Inc. and distributed through authorized dealers. RBC Canadian Short-Term Income Fund's investment objective changed June 28, 2002.

RBC U.S. Mid-Cap Equity Fund's and RBC Global Balanced Fund's portfolio advisor and investment objectives changed June 29, 2001. RBC Balanced Growth Fund is the continuing fund resulting from a merger with RBC Global Balanced Fund on July 4, 2006. RBC Balanced Growth Fund's investment objective changed July 4, 2006.

RBC Canadian Index Fund, RBC North American Growth Fund, RBC U.S. Index Fund, RBC Asian Equity Fund and RBC Global Technology Fund are continuing funds resulting from mergers effective June 28, 2002. RBC North American Growth Fund's investment objective changed July 4, 2006. The inception date for the RBC Asian Equity Fund is August 1993. The Fund's investment objectives changed June 28, 2002. The "Since Inception" rate of return for this Fund includes data from July 2002 only.

The inception date for the RBC Global Technology Fund is June 2000. The Fund's investment objective changed June 28, 2002 and July 4, 2006. The "Since Inception" rate of return for this Fund includes data from July 2002 only.

The inception date for the RBC U.S. Equity Fund is July 1966; however the "Since Inception" rate of return for this Fund includes data from October 1972 only.

RBC European Equity Fund's portfolio advisor changed July 1, 2002.

RBC Jantzi Balanced Fund, RBC Jantzi Canadian Equity Fund, RBC Jantzi Global Equity Fund and RBC Target 2025 Education Fund were launched on July 3, 2007. RBC Premium \$U.S. Money Market Fund was launched November 1, 2007. RBC O'Shaughnessy U.S. Growth Fund II was launched January 14, 2008. Securities regulations do not allow us to report performance for any series of an investment that has been available for less than one year.

As of December 9, 2005, units of the RBC Monthly Income Fund are no longer available for purchase in registered plans, except through a pre-authorized investment plan established prior to December 9, 2005. Purchases in non-registered plans continue unaffected.

Effective June 30, 2006, RBC O'Shaughnessy U.S. Growth Fund is closed to new purchases, except through a pre-authorized investment plan established with RBC Asset Management and through automatic reinvestment of distributions.

Effective January 19, 2007, RBC O'Shaughnessy Canadian Equity Fund is closed to new purchases, except through a pre-authorized investment plan established with RBC Asset Management and through automatic reinvestment of distributions.

RBC Target 2015 Education Fund is the continuing fund resulting from a merger with RBC Global Education Fund on July 4, 2006.

The investment objectives of the RBC North American Dividend Fund, RBC North American Value Fund, RBC Global Energy Fund, RBC Global Precious Metals Fund, RBC Global Resources Fund and the RBC Global Consumer and Financials Fund changed July 4, 2006.

® Registered trademarks of Royal Bank of Canada. RBC Asset Management is a registered trademark of Royal Bank of Canada. Used under licence. © RBC Asset Management Inc. 2008.