

RBC INTERNATIONAL INDEX CURRENCY NEUTRAL FUND



State Street Global Advisors – Management Team
State Street Global Advisors, Ltd. (SSgA), Sub-Advisor
SSgA is based in Montreal and is a wholly-owned subsidiary of State Street Corporation of Boston, Massachusetts. State Street Corporation is a specialist in serving institutional investors with over US\$1 trillion in assets under management worldwide.

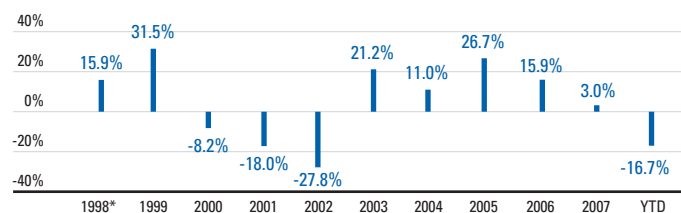
Fund Inception Date October 1998
Net Assets \$303.5MM
NAV – Series A \$8.29
2008 MER – Series A* 0.67%
Distribution Policy
Income: Annually (Dec.)
Capital Gains: Annually (Dec.)
Benchmark
100% MSCI EAFE Total Return Index (Local \$)
* Based on actual expenses for half-year period January 1 to June 30, 2008, expressed on an annualized basis.

Investment Objectives
To provide long-term capital growth by investing in derivative instruments that track the performance of the Morgan Stanley Capital International – Europe, Australasia and Far East Total Return Index (MSCI EAFE Total Return Index) (in local currencies).

Fund Code
Series A – RBF 559

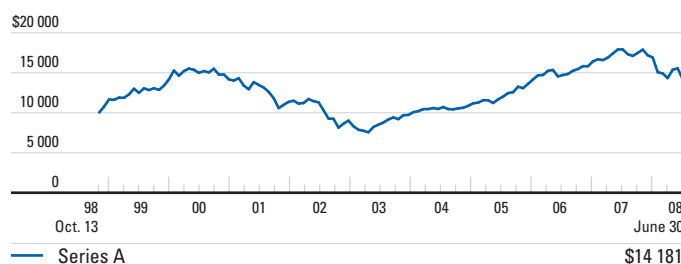
Minimum Investment	Registered	Non-Registered
Initial Investment	\$1,000	\$1,000
Additional Investment	\$25	\$25
Pre-Authorized Contribution	\$25	\$25

Calendar Performance – Series A



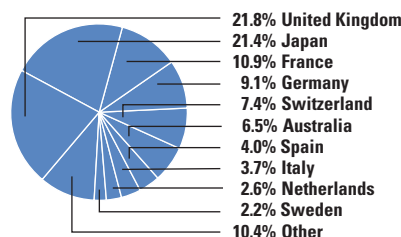
* Return for the period October 13, 1998 to December 31, 1998.

Performance History (Growth of \$10,000 over 10 years or since inception)



Portfolio Composition

Asset Mix



Top Sector Mix (%)

	May '08	Aug. '08
Financials	26.0	26.0
Industrials	15.3	14.1
Information Technology	13.2	12.8
Consumer Discretionary	11.6	11.7
Materials	12.0	11.0
Telecommunication Services	5.2	5.5
Consumer Staples	5.0	5.4
Energy	5.1	5.3
Utilities	3.4	4.3
Health Care	3.2	3.8

Top 10 Holdings†

Company	Sector	%
Royal Dutch Shell Plc.	Energy	2.5
HSBC Holdings Plc.	Financials	2.2
BP Plc.	Energy	1.8
Total S.A.	Energy	1.6
Nestlé S.A.	Cons. Discretionary	1.5
Novartis AG	Telecom. Services	1.3
Vodafone Group Plc.	Telecom. Services	1.3
Telefónica S.A.	Telecom. Services	1.3
Banco Santander S.A.	Financials	1.2
GlaxoSmithKline Plc.	Health Care	1.2
Total		16.1

† These holdings represent the underlying interest of the derivative contracts in which the fund is invested.

Trailing Performance – Series A (%)

	1 mo.	3 mo.	6 mo.	1 yr.	3 yr.	5 yr.	10 yr.	Since Inception
	0.6	-9.4	-5.5	-17.7	3.9	8.4	-	3.5

Distributions – Series A

	YTD	2007	2006	2005	2004	2003
MER (%)	0.67*	0.66	0.69	0.72	0.78	0.95
Total Distributions (\$)	0.00**	0.65	1.81	0.74	0.00	0.00
Interest	–	0.65	1.81	0.74	0.00	0.00
Dividends	–	0.00	0.00	0.00	0.00	0.00
Capital Gains	–	0.00	0.00	0.00	0.00	0.00
Return of Capital	–	0.00	0.00	0.00	0.00	0.00

* Based on actual expenses for half-year period January 1 to June 30, 2008, expressed on an annualized basis.

** Distributions are characterized into income type at year-end.

Note

This page is not complete without the disclaimer on the next page.

Fund-specific information is on the next page.



Best Overall Fund Group
2007 & 2008
RBC Asset Management

DISCLAIMER

Please consult your financial advisor and read the prospectus before investing. There may be commissions, trailing commissions, management fees and expenses associated with mutual fund investments. Mutual funds are not guaranteed; their values change frequently and past performance may not be repeated. Except as otherwise noted, the indicated rates of return are the historical annual compounded total returns for the period ended August 31, 2008. The rates of return for periods of less than one year are simple rates of return. All rates of return and performance data include changes in unit value and assume reinvestment of all distributions, and do not take into account sales, redemption, distribution or optional charges or income taxes payable by any unitholders that would have reduced returns. Mutual funds are not guaranteed or covered by the Canada Deposit Insurance Corporation or any other government deposit insurer. For money market funds, there can be no assurances that a fund will be able to maintain its net asset value per security at a constant amount or that the full amount of your investment in a fund will be returned to you. For money market funds, the current yield is an annualized historical yield based on the seven-day period ended on August 31, 2008, and does not represent an actual one year return. RBC Funds are offered by RBC Asset Management Inc. and distributed through authorized dealers. RBC Canadian Short-Term Income Fund's investment objective changed June 28, 2002.

RBC U.S. Mid-Cap Equity Fund's and RBC Global Balanced Fund's portfolio advisor and investment objectives changed June 29, 2001. RBC Balanced Growth Fund is the continuing fund resulting from a merger with RBC Global Balanced Fund on July 4, 2006. RBC Balanced Growth Fund's investment objective changed July 4, 2006.

RBC Canadian Index Fund, RBC North American Growth Fund, RBC U.S. Index Fund, RBC Asian Equity Fund and RBC Global Technology Fund are continuing funds resulting from mergers effective June 28, 2002. RBC North American Growth Fund's investment objective changed July 4, 2006.

The inception date for the RBC Asian Equity Fund is August 1993. The Fund's investment objectives changed June 28, 2002. The "Since Inception" rate of return for this Fund includes data from June 28, 2002 only.

The inception date for the RBC Global Technology Fund is June 2000. The Fund's investment objective changed June 28, 2002 and July 4, 2006. The "Since Inception" rate of return for this Fund includes data from June 28, 2002 only.

The inception date for the RBC U.S. Equity Fund is July 1966; however the "Since Inception" rate of return for this Fund includes data from October 1972 only.

RBC European Equity Fund's portfolio advisor changed July 1, 2002.

RBC Premium \$U.S. Money Market Fund was launched November 1, 2007. RBC O'Shaughnessy U.S. Growth Fund II was launched January 14, 2008. Securities regulations do not allow us to report performance for any series of an investment that has been available for less than one year.

As of December 9, 2005, units of the RBC Monthly Income Fund are no longer available for purchase in registered plans, except through a pre-authorized investment plan established prior to December 9, 2005. Purchases in non-registered plans continue unaffected.

Effective June 30, 2006, RBC O'Shaughnessy U.S. Growth Fund is closed to new purchases, except through a pre-authorized investment plan established with RBC Asset Management and through automatic reinvestment of distributions.

Effective January 19, 2007, RBC O'Shaughnessy Canadian Equity Fund is closed to new purchases, except through a pre-authorized investment plan established with RBC Asset Management and through automatic reinvestment of distributions.

RBC Target 2015 Education Fund is the continuing fund resulting from a merger with RBC Global Education Fund on July 4, 2006.

The investment objectives of the RBC North American Dividend Fund, RBC North American Value Fund, RBC Global Energy Fund, RBC Global Precious Metals Fund, RBC Global Resources Fund and the RBC Global Consumer and Financials Fund changed July 4, 2006.

® Registered trademarks of Royal Bank of Canada. RBC Asset Management is a registered trademark of Royal Bank of Canada. Used under licence. © RBC Asset Management Inc. 2008.